

# Amundi CAC 40 ESG UCITS ETF

FACTSHEET

Marketing  
Communication

30/04/2026

EQUITY ■

## Key Information (Source: Amundi)

Net Asset Value (NAV) : (A) 139.15 ( EUR )  
(D) 80.64 ( EUR )

NAV and AUM as of : 30/04/2026

Assets Under Management (AUM) :  
680.10 ( million EUR )

ISIN code : (A) LU1681046931  
(D) LU1681047079

Replication type : Physical

Benchmark : 100% CAC 40 ESG

## Objective and Investment Policy

AMUNDI CAC 40 ESG - UCITS ETF DR seeks to replicate as closely as possible the performance of the CAC 40 ESG Index (Net Total Return Index), whether the trend is rising or falling. This ETF enables investors to benefit from an exposure to the 40 leading stocks on the French market demonstrating strong Environmental, Social and Governance practices out of the CAC Large 60 index in order to deliver a reduced weighted carbon footprint and improved green-to-brown ratio. In addition, are excluded companies involved in controversial weapons, civilian firearms, thermal coal mining, coal fuelled power generation, Tar sand and oil and tobacco. Each constituent is weighted according to the free float-adjusted market capitalization with a 10% cap. For further information, please also refer to the KIID and the fund prospectus.

## Risk Indicator (Source : Fund Admin)



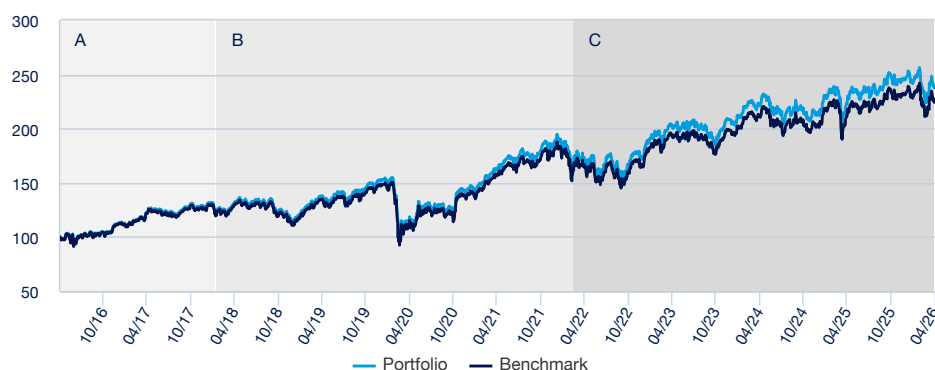
Lower Risk

Higher Risk

The SRI represents the risk and return profile as presented in the Key Information Document (KID). The lowest category does not imply that there is no risk. The SRI is not guaranteed and may change over time. The risk indicator assumes you keep the product for 5 years. The summary risk indicator is a guide to the level of risk of this product compared to other products. It shows how likely it is that the product will lose money because of movement in the markets or because we are not able to pay you.

## Returns (Source: Fund Admin) - Past performance does not predict future returns

### Performances from 02/05/2016 to 30/04/2026 (Source : Fund Admin)



A : Based on the performance as from the launch date until the absorption date of the French Fund "AMUNDI ETF CAC 40 UCITS ETF DR" managed by Amundi Asset Management and absorbed by "AMUNDI CAC 40" on 14/02/2018.

B : Performance of the Sub-Fund since the date of its launch

C : Since this date, the sub fund will move his benchmark from CAC 40 to CAC 40 ESG

### Cumulative returns\* (Source: Fund Admin)

	YTD	1 month	3 months	1 year	3 years	5 years	Since
Since	31/12/2025	31/03/2026	30/01/2026	30/04/2025	28/04/2023	30/04/2021	28/02/2003
Portfolio	-2.94%	5.28%	-1.69%	6.52%	17.36%	46.94%	485.83%
Benchmark	-3.02%	5.14%	-1.79%	5.98%	15.64%	43.44%	429.11%
Spread	0.07%	0.14%	0.10%	0.54%	1.72%	3.50%	56.72%

### Calendar year performance\* (Source: Fund Admin)

	2025	2024	2023	2022	2021	2020	2019	2018	2017	2016
Portfolio	14.60%	3.34%	21.17%	-9.08%	31.61%	-5.15%	30.19%	-8.21%	12.51%	8.63%
Benchmark	14.06%	2.82%	20.55%	-9.54%	31.07%	-5.57%	29.24%	-8.88%	11.69%	7.67%
Spread	0.54%	0.51%	0.62%	0.46%	0.53%	0.42%	0.95%	0.67%	0.82%	0.96%

\* Source : Amundi. The above cover complete periods of 12 months for each calendar year. **Past performance is no predictor of current and future results and does not guarantee future yield**. Any losses or gains do not take into consideration any costs, commissions and fees incurred by the investor in the issue and buyout of the shares (e.g. taxes, brokerage fees or other commissions deducted by the financial intermediary). If performance is calculated in a currency other than the euro, any losses or gains generated can thereby be affected by exchange rate fluctuations (both upward and downward). The discrepancy accounts for the performance difference between the portfolio and the index.

### Risk indicators (Source : Fund Admin)

	1 year	3 years	Inception to date *
Portfolio volatility	16.35%	15.77%	19.97%
Benchmark volatility	16.36%	15.77%	19.99%
Ex-post Tracking Error	0.26%	0.26%	0.26%
Sharpe ratio	0.38	0.16	0.34

\* Volatility is a statistical indicator that measures an asset's variations around its average value. For example, market variations of +/- 1.5% per day correspond to a volatility of 25% per year. The higher the volatility, the higher the risk. The Tracking Error indicator measures the performance's difference between the fund and the benchmark

EQUITY

Meet the Team



**Lionel Brafman**  
Head of the Index & Multistategies team



**Isabelle Lafargue**  
Head of Index & Multistategies Management – Regional Funds



**Christophe Neves**  
Co-Portfolio Manager

Index Data (Source : Amundi)

Description of the Index

CAC 40 ESG Index is an equity index representative of the top 40 companies demonstrating strong Environmental, Social and Governance practices within the CAC Large 60 Index (Parent Index) representing the 60 leading stocks on the Paris stock market. The Index aims to deliver a reduced weighted carbon footprint and improved green-to-brown ratio compared to its Parent Index.

Information (Source: Amundi)

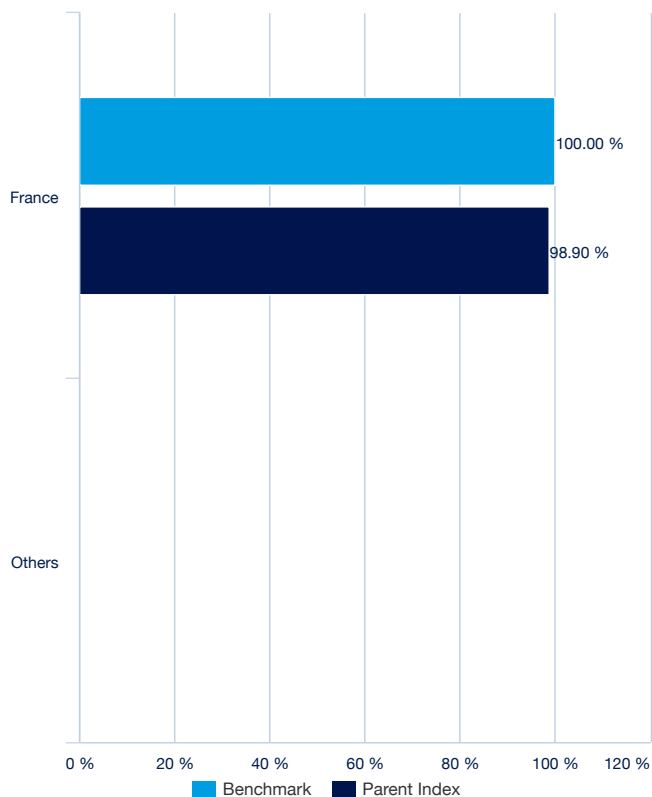
Asset class : **Equity**  
Exposure : **Europe**  
Benchmark index currency : **EUR**  
Holdings : **38**

Top 10 benchmark holdings (source : Amundi)

	% of assets (Index)	% assets (Parent index)
SCHNEIDER ELECT SE	10.32%	8.24%
LVMH MOET HENNESSY LOUIS VUI	6.67%	5.90%
AIRBUS SE PARIS	6.20%	5.46%
SANOFI - PARIS	6.13%	4.80%
AIR LIQUIDE SA	5.86%	5.49%
BNP PARIBAS	5.74%	5.11%
L OREAL (PARIS)	5.54%	4.61%
SAFRAN SA	4.83%	4.49%
AXA SA	4.28%	3.90%
VINCI SA (PARIS)	3.73%	3.48%
<b>Total</b>	<b>59.30%</b>	<b>51.49%</b>

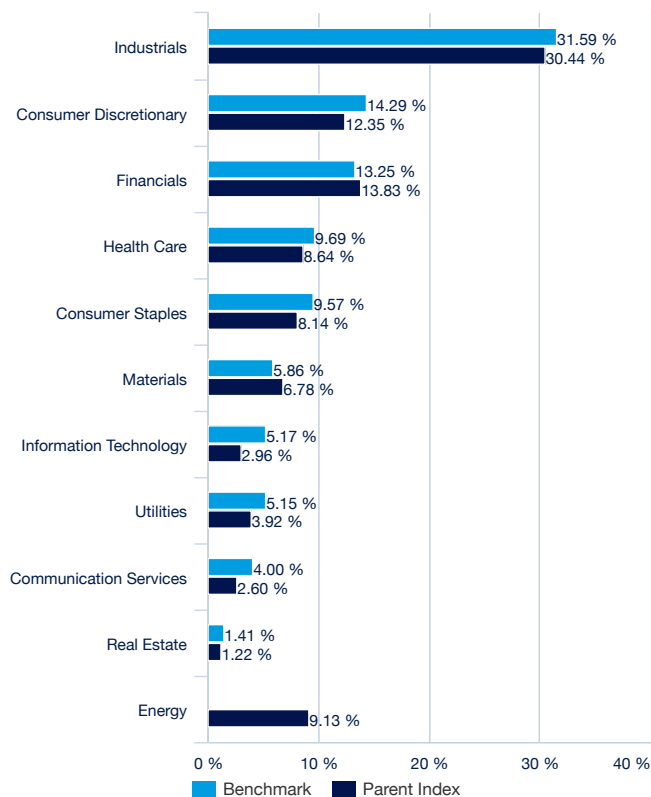
Parent index : **CAC LARGE 60**

Geographical breakdown (for illustrative purposes only - Source: Amundi)



Parent index : **CAC LARGE 60**

Benchmark Sector breakdown (for illustrative purposes only - Source : Amundi)



Parent index : **CAC LARGE 60**

EQUITY ■

**Socially Responsible Investment (SRI)**

The SRI expresses sustainable development objectives in investment decisions by adding Environmental, Social and Governance (ESG) criteria in addition to the traditional financial criteria.

SRI thus aims to balance economic performance and social and environmental impact by financing companies and public entities which contribute to sustainable development whatever their business sector. By influencing the governance and behaviour of stakeholders, SRI promotes a responsible economy.

**Evaluation by ESG criteria (Source: Amundi)**

	Index	Parent index
<b>Overall Rating</b>	7.36	7.35
<b>Environment</b>	6.68	6.71
<b>Social</b>	4.63	4.86
<b>Governance</b>	6.55	6.47

Parent index : **CAC LARGE 60**

**ESG criteria**

The criteria are extra-financial criteria used to assess the Environmental, Social and Governance practices of companies.

Environmental, Social, and Governance risks and opportunities are posed by large scale trends (e.g. climate change, resource scarcity, demographic shifts) as well as by the nature of the company's operations.

Scores are on a 0-10 scale, with 10 being the best.

**"E" for Environment** (Climate Change, Natural Resources, Pollution & Waste and Environmental Opportunities)

**"S" for Social** (Human Capital, Product Liability, Stakeholder Opposition and Social Opportunities)

**"G" for Governance** (Corporate Governance and Corporate Behavior)

Source: Raw ESG data for companies are provided by MSCI

**Carbon footprint**

**Carbon footprint: carbon emissions per euro million invested**

	Index	Parent Index
Total carbon portfolio footprint (Index/Parent index) :	70.86	142.67

**Carbon footprint**

This indicator measures the portfolio's carbon emissions in metric tonnes of carbon equivalent (tCO2e) per euro million invested.

This is an indicator of the emissions generated by investment in this portfolio.

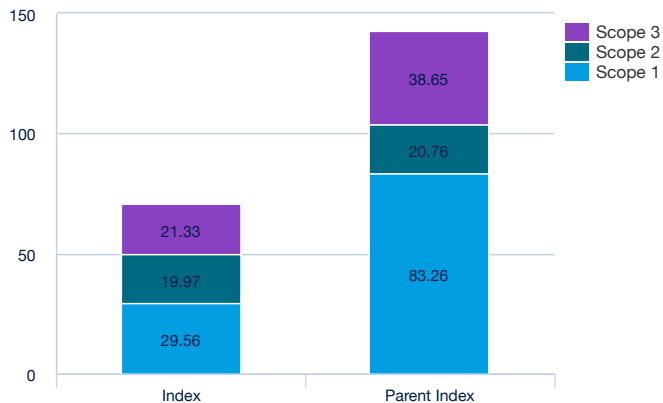
**Definition of scopes :**

- **Scope 1** : all emissions that arise directly from sources that are owned or controlled by the company.

- **Scope 2** : all indirect emissions generated by the purchase or production of electricity, steam or heat.

- **Scope 3** : All other indirect emissions, upstream and downstream of the value chain. For reasons of data robustness, Amundi has chosen to use emissions from activities upstream of Scope 3 - Source: Trucost EEI-O model (input/output model extended to the Trucost environment).

Source : The carbon emissions data is supplied by Trucost. It corresponds to companies' annual emissions expressed in tCO2e, which covers the six greenhouse gases defined in the Kyoto protocol whose emissions are converted into global warming potential (GWP) in CO2 equivalent.



Parent index : **CAC LARGE 60**

## EQUITY ■

## Principal characteristics (Source : Amundi)

Fund structure	SICAV under Luxembourg law
UCITS compliant	UCITS
Management Company	Amundi Luxembourg SA
Administrator	CACEIS Bank, Luxembourg Branch
Custodian	CACEIS Bank, Luxembourg Branch
Independent auditor	DELOITTE AUDIT
Share-class inception date	14/02/2018
Date of the first NAV	28/02/2003
Share-class reference currency	EUR
Classification	-
Type of shares	(A) Accumulation (D) Distribution
ISIN code	(A) LU1681046931 (D) LU1681047079
Minimum investment to the secondary market	1 Share(s)
Frequency of NAV calculation	Daily
Management fees and other administrative or operating costs	0.25%
Minimum recommended investment period	5 years
French tax wrapper	PEA eligible
Fiscal year end	September
Primary Market Maker	BNP Paribas

## Listing data (source : Amundi)

Place	CCY	Bloomberg Ticker	Bloomberg iNAV	Reuters RIC	Reuters iNAV
Six Swiss Exchange	EUR	C40 SW	INC40	C40.S	INC40=BNPP
Deutsche Boerse (Xetra)	EUR	GC40 GY	INC40	GC40.DE	INC40=BNPP
Euronext Paris	EUR	C40 FP	INC40	C40.PA	INC40=BNPP
Bolsa Mexicana de Valores	MXN	C40N MM	-	-	-
Euronext Milan	EUR	C40 IM	INC40	C40.MI	INC40=BNPP

## Contact

## ETF Sales contact

France & Luxembourg	+33 (0)1 76 32 65 76
Germany & Austria	+49 (0) 800 111 1928
Italy	+39 02 0065 2965
Switzerland (German)	+41 44 588 99 36
Switzerland (French)	+41 22 316 01 51
United Kingdom	+44 (0) 20 7 074 9598
United Kingdom (Instit)	+44 (0) 800 260 5644
Netherlands	+31 20 794 04 79
Nordic countries	+46 8 5348 2271
Hong Kong	+65 64 39 93 50
Spain	+34 914 36 72 45

## ETF Capital Markets contact

Téléphone	+33 (0)1 76 32 19 93
Bloomberg IB Chat	Capital Markets Amundi ETF Capital Markets Amundi HK ETF

## ETF Market Makers contact

BNP Paribas	+33 (0)1 40 14 60 01
Kepler Cheuvreux	+33 (0)1 53 65 35 25

## Amundi contact

**Amundi ETF**  
90 bd Pasteur  
CS 21564  
75 730 Paris Cedex 15 - France  
**Hotline :** +33 (0)1 76 32 47 74  
info-ett@amundi.com

## Index Providers

## Important information

---

This document is provided for information purposes only and does not constitute a recommendation, a solicitation, an offer, advice or an invitation to purchase or sell any units or shares of the fund (FCP), collective employee fund (FCPE), SICAV, SICAV sub-fund or SICAV investing primarily in real estate (SPPICAV) (collectively, "the Funds") described herein and should in no case be interpreted as such. This document is not a contract or commitment of any form. Information contained in this document may be altered without notice. The management company accepts no liability whatsoever, whether direct or indirect, that may arise from the use of information contained in this document. The management company can in no way be held responsible for any decision or investment made on the basis of information contained in this document. The information contained in this document is disclosed to you on a confidential basis and shall not be copied, reproduced, modified, translated or distributed without the prior written approval of the management company, to any third person or entity in any country or jurisdiction which would subject the management company or any of the funds, to any registration requirements within these jurisdictions or where it might be considered as unlawful. Not all of the funds are systematically registered in all jurisdictions of all investors. Investment involves risk. The past performances shown in this document, and simulations based on these, do not guarantee future results, nor are they reliable indicators of future performance. The value of an investment in units or shares of the funds may fluctuate according to market conditions and cause the value of an investment to go up or down. As a result, fund investors may lose all or part of the capital originally invested. All potential investors in the funds are advised to ascertain whether such an investment is compatible with the laws to which they are subject and the tax implications of such an investment prior to investing, and to familiarise themselves with the legal documents in force for each fund. Concerning mandates, this document is a part of the periodic statement of the management activities of your portfolio and must be read in conjunction with any other periodic statement or notice of confirmation provided by your custodian and related to the transactions of your portfolio. Unless stated otherwise, the management company is the source of the data in this document. The date of the data in this document is that indicated at the top of the document, unless otherwise stated.

Certain information ©2021 MSCI ESG Research LLC. Reproduced by permission. Although Amundi information providers, including without limitation, MSCI ESG Research LLC and its affiliates (the "ESG Parties"), obtain information (the "Information") from sources they consider reliable, none of the ESG Parties warrants or guarantees the originality, accuracy and/or completeness, of any data herein and expressly disclaim all express or implied warranties, including those of merchantability and fitness for a particular purpose. The Information may only be used for your internal use, may not be reproduced or disseminated in any form and may not be used as a basis for, or a component of, any financial instruments or products or indices. Further, none of the Information can in and of itself be used to determine which securities to buy or sell or when to buy or sell them. None of the ESG Parties shall have any liability for any errors or omissions in connection with any data herein, or any liability for any direct, indirect, special, punitive, consequential or any other damages (including lost profits) even if notified of the possibility of such damages.