

AMUNDI ETF PEA JAPAN TOPIX UCITS ETF - DAILY HEDGED EUR

EQUITY ■

FACTSHEET

Marketing
Communication

31/03/2024

Key Information (Source: Amundi)

Net Asset Value (NAV) : **36.87 (EUR)**
NAV and AUM as of : **28/03/2024**
Assets Under Management (AUM) :
88.82 (million EUR)
ISIN code : **FR0013411998**
Replication type : **Synthetical**
Benchmark : **100% TOPIX HEDGED EUR**

Objective and Investment Policy

This ETF seeks to replicate as closely as possible the performance of the TOPIX index whether the trend is rising or falling.

Risk Indicator (Source : Fund Admin)



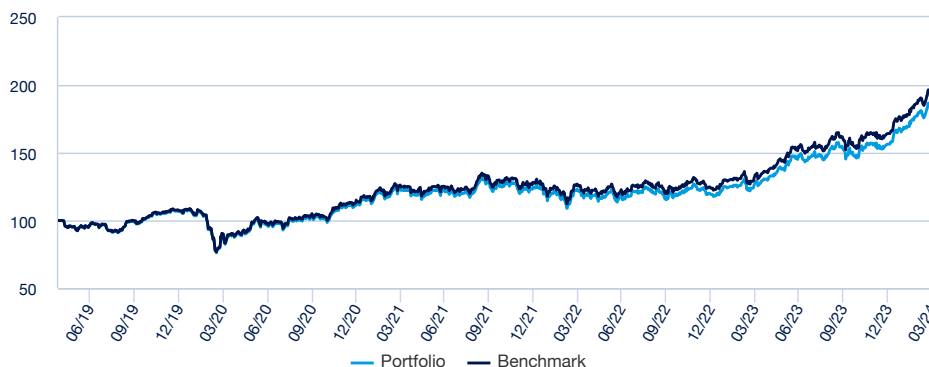
Lower Risk

Higher Risk

The risk indicator assumes you keep the product for 5 years.
The summary risk indicator is a guide to the level of risk of this product compared to other products. It shows how likely it is that the product will lose money because of movement in the markets or because we are not able to pay you.

Returns (Source: Fund Admin) - Past performance does not predict future returns

Performances from 25/04/2019 to 28/03/2024 (Source : Fund Admin)



Risk indicators (Source: Fund Admin)

	1 year	3 years	Inception to date *
Portfolio volatility	13.50%	14.46%	18.17%
Benchmark volatility	13.51%	14.46%	18.18%
Ex-post Tracking Error	0.01%	0.01%	0.01%
Sharpe ratio	3.00	0.93	0.70

* Volatility is a statistical indicator that measures an asset's variations around its average value. For example, market variations of +/- 1.5% per day correspond to a volatility of 25% per year.
The Tracking Error indicator measures the performance's difference between the fund and the benchmark

Cumulative returns* (Source: Fund Admin)

	YTD 29/12/2023	1 month 29/02/2024	3 months 29/12/2023	1 year 31/03/2023	3 years 31/03/2021	5 years -	Since 25/04/2019
Portfolio	17.92%	3.97%	17.92%	43.90%	50.96%	-	84.34%
Benchmark	18.23%	4.05%	18.23%	45.41%	55.77%	-	94.06%
Spread	-0.31%	-0.08%	-0.31%	-1.51%	-4.80%	-	-9.72%

Calendar year performance* (Source: Fund Admin)

	2023	2022	2021	2020	2019
Portfolio	31.24%	-3.92%	10.55%	5.36%	-
Benchmark	32.61%	-2.94%	11.76%	6.47%	-
Spread	-1.37%	-0.98%	-1.21%	-1.11%	-

* Source : Amundi. The above cover complete periods of 12 months for each calendar year. **Past performance is no predictor of current and future results and does not guarantee future yield** . Any losses or gains do not take into consideration any costs, commissions and fees incurred by the investor in the issue and buyout of the shares (e.g. taxes, brokerage fees or other commissions deducted by the financial intermediary). If performance is calculated in a currency other than the euro, any losses or gains generated can thereby be affected by exchange rate fluctuations (both upward and downward). The discrepancy accounts for the performance difference between the portfolio and the index.

Meet the Team

**Lionel Brafman**

Head of the Index & Multistrategies team

**David Heard**

Lead Portfolio Manager

**Marie-Charlotte Lebigue**

Co-Portfolio Manager

Index Data (Source : Amundi)

Description of the Index

TOPIX Index is an equity index representative of leading securities traded in the Japanese market.

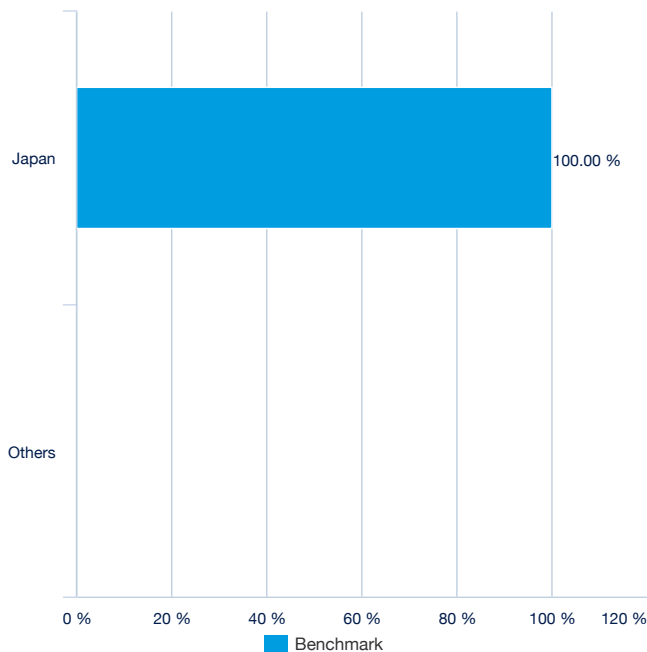
Information (Source: Amundi)

Asset class : **Equity**
Exposure : **Asia Pacific**
Benchmark index currency : **JPY**
Holdings : **2148**

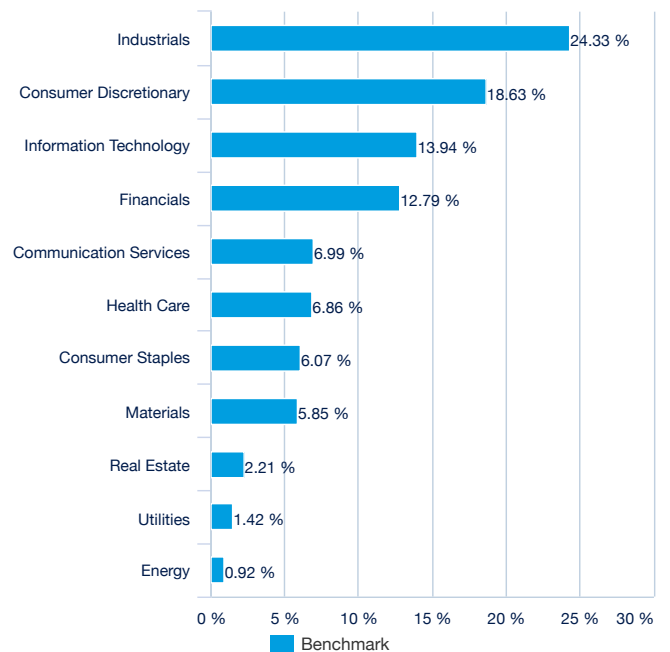
Top 10 benchmark holdings (source : Amundi)

	% of assets (Index)
TOYOTA MOTOR CORP	5.36%
MITSUBISHI UFJ FIN	2.36%
SONY GROUP CORP (JT)	2.35%
TOKYO ELECTRON LTD	2.13%
MITSUBISHI CORP	1.82%
KEYENCE CORP	1.80%
HITACHI LTD	1.71%
SUMITOMO MISUI FINAN	1.59%
SHIN-ETSU CHEMICAL	1.52%
MITSUI & CO LTD	1.44%
Total	22.09%

Geographical breakdown (Source: Amundi)



Benchmark Sector breakdown (source : Amundi)



Principal characteristics (Source : Amundi)

Fund structure	Mutual Fund (FCP) under French law
UCITS compliant	UCITS
Management Company	Amundi Asset Management
Administrator	CACEIS Fund Administration France
Custodian	CACEIS Bank
Independent auditor	PRICEWATERHOUSECOOPERS AUDIT
Share-class inception date	25/04/2019
Date of the first NAV	25/04/2019
Share-class reference currency	EUR
Classification	International Equities
Type of shares	Accumulation and/or Distribution
ISIN code	FR0013411998
Minimum investment to the secondary market	1 Share(s)
Frequency of NAV calculation	Daily
Ongoing charges	0.48% (realized) - 30/06/2021
Minimum recommended investment period	5 years
French tax wrapper	PEA eligible
Fiscal year end	June
Primary Market Maker	BNP Paribas

Listing data (source : Amundi)

Place	Hours	CCY	Mnemo	Bloomberg Ticker	Bloomberg iNAV	Reuters RIC	Reuters iNAV
Nyse Euronext Paris	9:05 - 17:35	EUR	PTPXH	PTPXH FP	IPTPH	PTPXH.PA	IPTPHINAV.PA

Contact

ETF Sales contact

France & Luxembourg	+33 (0)1 76 32 65 76
Germany & Austria	+49 (0) 800 111 1928
Italy	+39 02 0065 2965
Switzerland (German)	+41 44 588 99 36
Switzerland (French)	+41 22 316 01 51
UNITED KINGDOM (Retail)	+44 (0) 20 7 074 9598
UNITED KINGDOM (Instit)	+44 (0) 800 260 5644
Netherlands	+31 20 794 04 79
Nordic countries	+46 8 5348 2271
Hong Kong	+65 64 39 93 50
Spain	+34 914 36 72 45

ETF Capital Markets contact

Téléphone	+33 (0)1 76 32 19 93
Bloomberg IB Chat	Capital Markets Amundi ETF Capital Markets Amundi HK ETF

ETF Market Makers contact

BNP Paribas	+33 (0)1 40 14 60 01
Kepler Cheuvreux	+33 (0)1 53 65 35 25

Amundi contact

Amundi ETF
90 bd Pasteur
CS 21564
75 730 Paris Cedex 15 - France
Hotline : +33 (0)1 76 32 47 74
info@amundiETF.com

Index Providers

THE SUITABILITY, ACCURACY, TIMELINESS OR COMPLETENESS OF THE INDEX OR DATA CONTAINED THEREIN OR ANY COMMUNICATION, INCLUDING, BUT NOT LIMITED TO, ORAL OR WRITTEN COMMUNICATIONS (INCLUDING ELECTRONIC COMMUNICATIONS) IN THIS REGARD. S & P, ITS SUBSIDIARIES AND THEIR THIRD PARTY LICENSORS ARE FREE OF DAMAGE OR LIABILITY FOR ERRORS, OMISSIONS, OR DELAYS FROM IT. S & P MAKES NO WARRANTIES, EXPRESS OR IMPLIED, AND EXPRESSLY DISCLAIMS ALL WARRANTIES OF MERCHANTABILITY OR FITNESS FOR A PARTICULAR PURPOSE OR USE WITH RESPECT TO ITS REGISTERED TRADEMARKS, THE INDEX OR ANY DATA INCLUDED THEREIN. WITHOUT LIMITING THE FOREGOING, IN NO EVENT WILL S & P, ITS SUBSIDIARIES, OR THEIR THIRD PARTY LICENSORS BE LIABLE FOR ANY INCIDENTAL, SPECIAL, INCIDENTAL, PUNITIVE, OR CONSEQUENTIAL DAMAGES, INCLUDING WITHOUT LIMITATION THE LOSS PROFITS, LOSS OF EXPLOITATION, LOSS OF TIME OR CUSTOMER, EVEN BEING ADVISED OF THE POSSIBILITY OF SUCH DAMAGES, WHETHER IN THE CONTEXT OF CONTRACTUAL LIABILITY, DELICATESS, OBJECTIVE OR OTHERWISE.

Standard & Poor's® and S & P® are registered trademarks of Standard & Poor's Financial Services LLC. The expression "calculated according to the particular indices of S & P" and its associated stylized brand are service marks of Standard & Poor's Financial Services LLC. Their use has been licensed to Tokyo Stock Exchange, Inc.

Important information

The Fund presents an unmeasurable risk of capital loss. Past performance in no way serves as either an indication of future results or a guarantee of future returns. For further information about the risks and before making any investment, refer to the Key Investor Information Document (KIID) and the prospectus for each fund, available in French on request or on the website: amundiETF.fr The information contained in this document has been obtained from sources believed to be reliable. Amundi cannot, however, ensure that the information is accurate and reserves the right to amend the analyses presented above at any time. This document is of a non-contractual nature and in no way constitutes a recommendation, solicitation of an offer or an offer regarding a purchase, sale or exchange relating to the Fund described herein, and must under no circumstances be interpreted as such. The transparency policy and information on the composition of the funds' assets are available at amundiETF.com. The indicative net asset value is published by the stock markets. Fund units purchased on the secondary market cannot generally be resold directly to the Fund. Investors must buy and sell units on a secondary market with the assistance of an intermediary (e.g. a broker) and may, in this case, have to pay charges. In addition, it is possible that investors may pay more than the current net asset value when they buy units and receive less than the current net asset value when they sell. Complete list of brokers and marketmakers available at : amundiETF.com Financial intermediary fees apply.

This document is designed exclusively for institutional, professional, qualified or sophisticated investors and distributors. It is not meant for the general public or private clients of any jurisdiction or those qualified as 'US Persons'. Approved investors in regard to the European Union are those which are defined as "Professional" investors in Directive 2004/39/EC of 21 April 2004 "MiFID" or, as the case may be, as defined under each local legislation and, insofar as the offer in Switzerland is concerned, "qualified investors" as set forth in the federal Law on Collective Investments (LPCC), the Ordinance on collective investments of 22 November 2006 (OPCC) and the FINMA 08/8 Circular regarding the legislation on collective investments of 20 November 2008. This document shall not, under any circumstance, be sent within the European Union to non "Professional" investors as defined by the MFI or under each local legislation, or in Switzerland to those investors which are not defined as "qualified investors" in the applicable law and regulations.